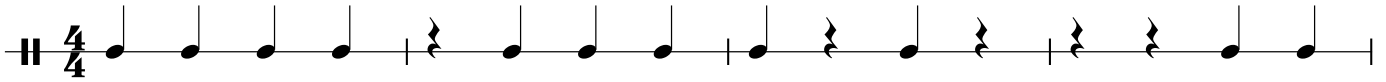


Counting System Worksheet

Using the Counting System described in your learning guide, write in the counting beneath each measure. Be careful to show a difference between larger and smaller numbers/symbols.

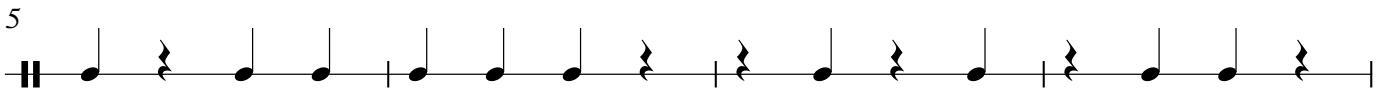
Name: _____

4



A musical staff in 4/4 time with a double bar line at the beginning. It contains 16 eighth notes. The first four notes are quarter notes, and the remaining 12 are eighth notes. There are four measures in total, each containing four notes.

5



A musical staff with 16 eighth notes. The first four notes are quarter notes, and the remaining 12 are eighth notes. There are four measures in total, each containing four notes.

9



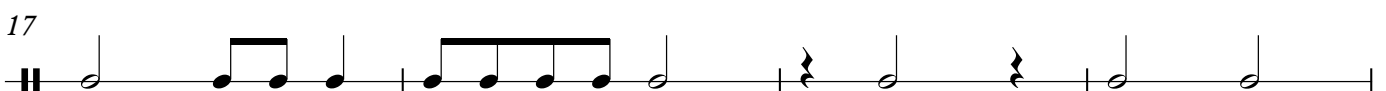
A musical staff with 16 eighth notes. The first four notes are quarter notes, and the remaining 12 are eighth notes. There are four measures in total, each containing four notes.

13



A musical staff with 16 eighth notes. The first four notes are quarter notes, and the remaining 12 are eighth notes. There are four measures in total, each containing four notes.

17



A musical staff with 16 eighth notes. The first four notes are quarter notes, and the remaining 12 are eighth notes. There are four measures in total, each containing four notes.

21



A musical staff with 16 eighth notes. The first four notes are quarter notes, and the remaining 12 are eighth notes. There are four measures in total, each containing four notes.

25



A musical staff with 16 eighth notes. The first four notes are quarter notes, and the remaining 12 are eighth notes. There are four measures in total, each containing four notes.